

Ventilation Units and Accessories



CONTEG spol. s r. o.
Na Vítězné pláni 1719/4
140 00, PRAHA 4
CZECH REPUBLIC
 Tel.: +420 261 219 182
 Fax: +420 261 219 192

Assembly and installation guide for ventilation units

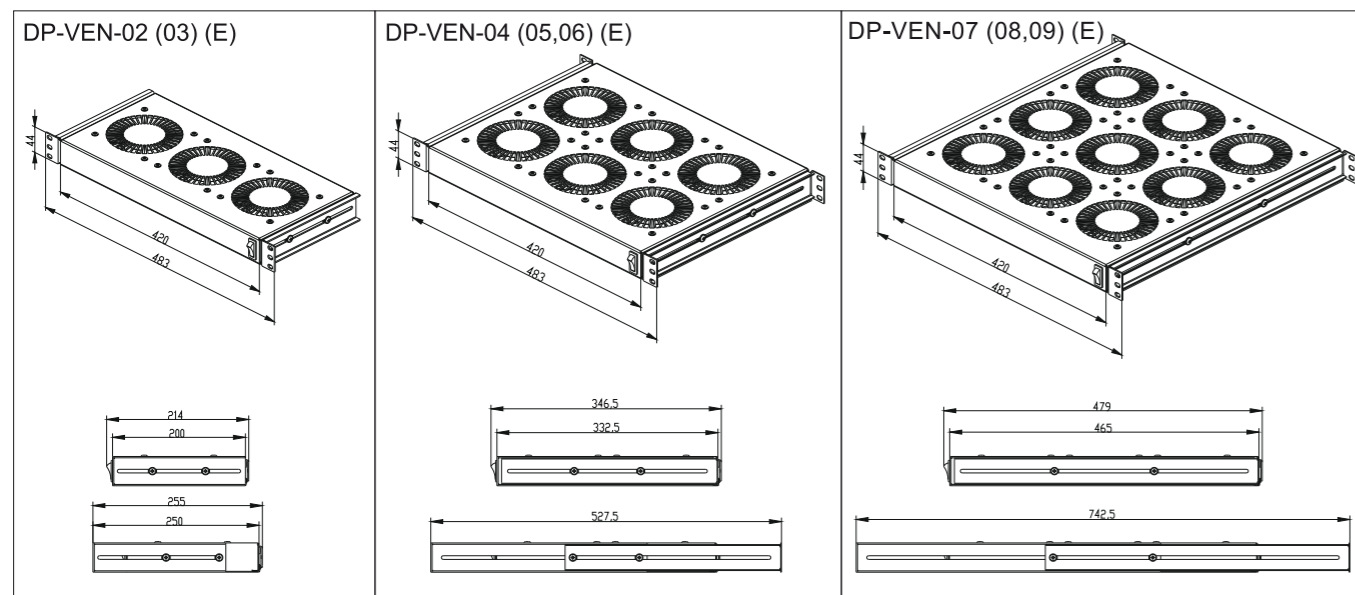
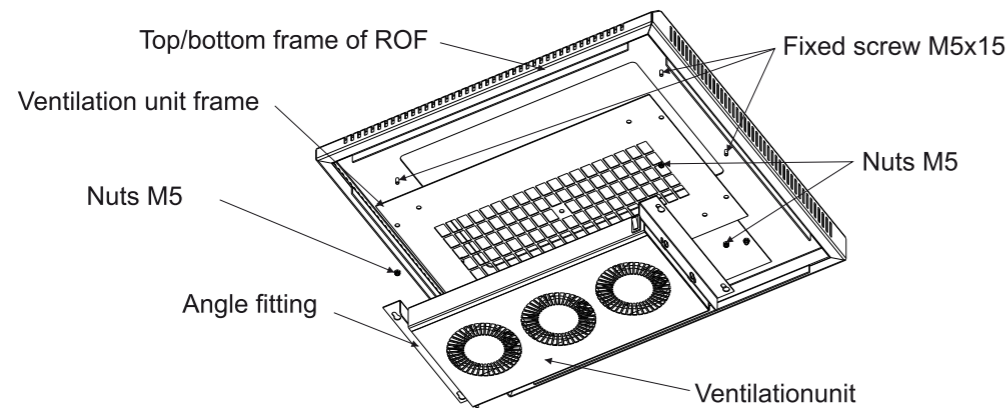
- a) in 19" extrusions
- b) in top/bottom frame of ROF racks

a) Installation in 19" extrusions

- 1) Ready to function after removing from packaging and plugging in power source.
- 2) Use 4 pcs of mounting kits (DP-MO-01, included) to mount on 19" extrusions; for 7 and more fan ventilation units, use 8 pcs of mounting kits (included).
- 3) Fix thermostat in desired position in rack, set temperature, and connect to power source 230V AC/DC. Type DP-VER-xx B has no thermostat; only connect power source 230V AC/DC.

b) Installation in top or bottom frame of ROF

- 1) Accessories DP-VER-xx or DP-VER-xxF are needed (according to type of ventilation unit).
- 2) Remove supporting brackets from ventilation unit and install angle fittings.
- 3) Remove blank panel in desired place of installation of ventilation unit (in top or bottom frame); blank panel will be substituted by frame or frame with filter (except for DP-VER-06 and DP-VER-091). Leave nuts, which connect ventilation unit frame with top/bottom frame, loose approximately 5mm.
- 4) Connect ventilation unit by its angel fittings to ventilation unit frame (slide on screws M5) and tie nuts M5.
- 5) Fix thermostat in desired position in rack, set temperature, and connect to power source 230V AC/DC. Type DP-VER-xx B has no thermostat; only connect power source 230V AC/DC.



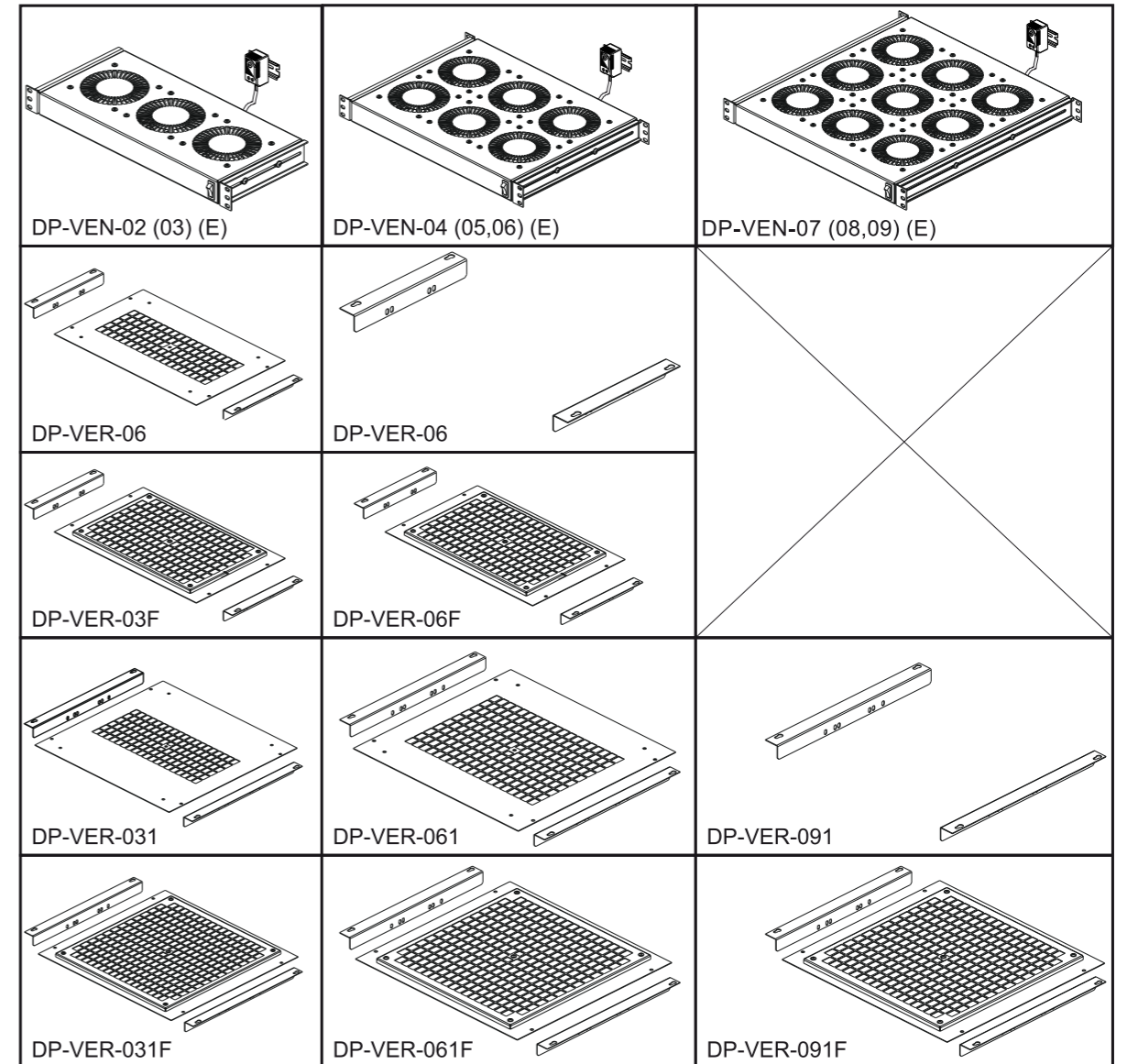
Accessories for installation in top/bottom frame of ROF, ROS, and ROP

Typ	RSL	REV	RMV	ROS 65/90	ROP	ROF	ROF 80/100	ROF 60/100
DP-VER-03	✓	✓	✓	✓	✓	✓	DP-VER-031	DP-VER-031
DP-VER-03F	✓	✓	✓	✓	✓	✓	DP-VER-031F	DP-VER-031F
DP-VER-06	✓	✓	✓	✓	✓	✓	DP-VER-061	DP-VER-061
DP-VER-06F	✓	✓	✓	✓	✓	✓	DP-VER-061F	DP-VER-061F
-	-	-	-	-	-	-	DP-VER-091	DP-VER-091
-	-	-	-	-	-	-	DP-VER-091F	DP-VER-091F

DP-VEF-06 - Replacement filter textile for DP-VER-03F a DP-VER-06F

DP-VEF-09 - Replacement filter textile for DP-VER-031F, DP-VER-061F and DP-VER-091F

Overview of ventilation units and accessories



Typ	Pracovní napětí (V/Hz)	Výkon (m3.h-1)	Max. odběr (A)	Přiklon (W)	Teplotní rozpětí (°C)	Krytí dle EN 60 529	Hlučnost* (dB)	Pojistka (A)
DP-VEN-02	AC 230 / 50	210	0,18	38	od -10 do + 55	IP 20	90	0,315
DP-VEN-03		315	0,27	57			135	0,5
DP-VEN-04		420	0,36	76			180	0,63
DP-VEN-05		525	0,45	95			225	0,63
DP-VEN-06		630	0,54	114			270	1
DP-VEN-07		735	0,63	133			315	1
DP-VEN-08		840	0,72	152			360	1
DP-VEN-09		945	0,81	171			405	1,6
DP-VEN-02-E		330	0,28	44			100	0,5
DP-VEN-03-E		495	0,42	66			150	0,63
DP-VEN-04-E		660	0,56	88			200	1
DP-VEN-05-E		825	0,70	110			250	1
DP-VEN-06-E		990	0,84	132			300	1,6
DP-VEN-07-E		1155	0,98	154			350	1,6
DP-VEN-08-E		1320	1,12	176			400	1,6
DP-VEN-09-E		1485	1,26	198			450	2

* Approximate value. Real noise level depends on the conditions of installation