



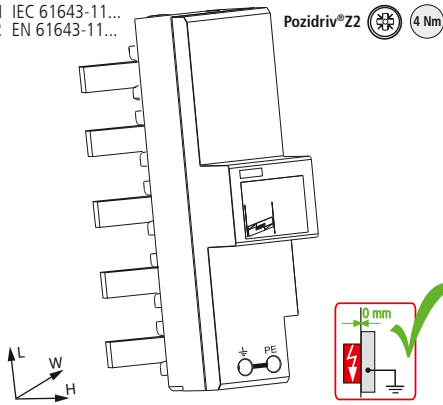

DEHNshield®ZP DSH ZP TNC 255, DSH ZP TT 255

- DE Einbauanleitung
- GB Installation instructions
- IT Istruzioni di montaggio
- FR Instructions de montage
- NL Montagehandleiding
- ES Instrucciones de montaje
- PT Instruções de montagem
- DK Monteringsvejledning
- SE Monteringsanvisning
- FI Asennusohje
- GR Οδηγίες συναρμολόγησης
- PL Instrukcja montażu
- CZ Montážní návod
- TR Kurulum Talimatları
- RU Инструкция по монтажу
- CN 安装说明
- HU Szerelési útmutató
- JP 設置説明書



I-II IEC 61643-11...
1+2 EN 61643-11...

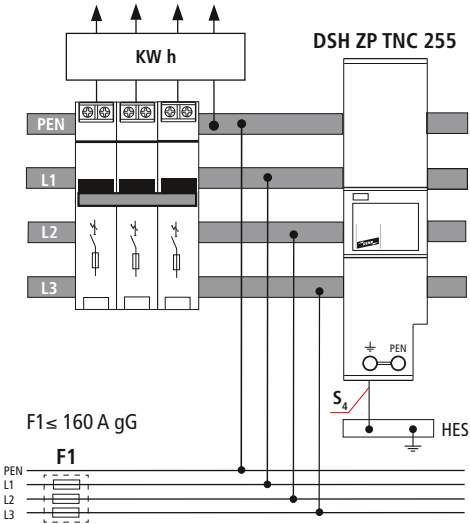
Pozidriv®Z2 (4 Nm)



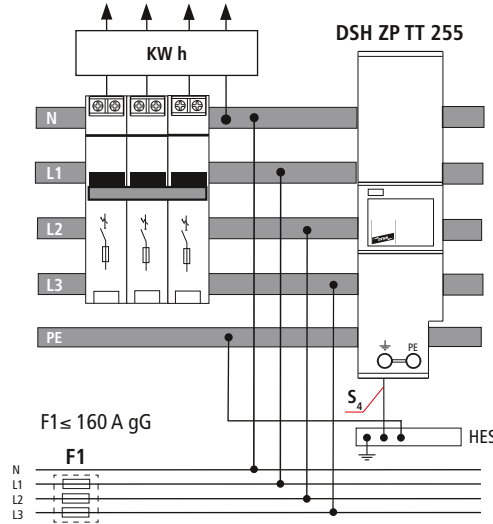
	DSH ZP TNC 255		DSH ZP TT 255	
	L - N	N - PE	L - N	N - PE
U_N	230 / 400 V (50/60 Hz) Tol.: 0,9 x $U_N \dots U_c$			
U_c	255 V- (50/60 Hz)			
I_{li}	25 kA _{rms}	100 A _{rms}	25 kA	100 A _{rms}
I_{SCCR}	25 kA			
I_{imp} 10/350 μ s	12.5 kA	50 kA	12.5 kA	50 kA
I_n	20 kA	80 kA	20 kA	80 kA
max. I_{imp}	160 A gG			
θ°	-40°C ... + 80°C			
φ	5% ... 95%			
I_{pe}	---		<<10 μ A	
IP 1)	20 (30)			
L x W x H	206 mm x 53 mm x 104 mm			

	16.5 mm	16.5 mm	16.5 mm
min. □ (PE) N, ↓	10 mm ²		
max. □ (PE) N, ↓	50 mm ²	35 mm ²	

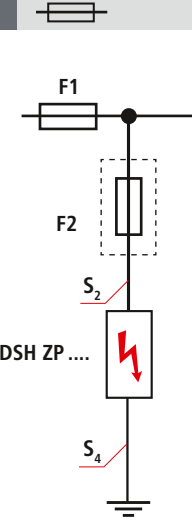
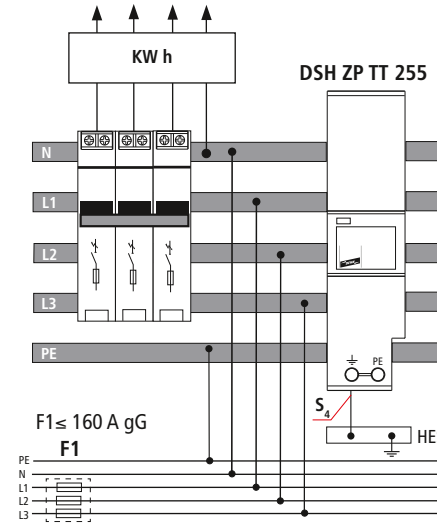
TN-C



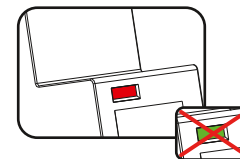
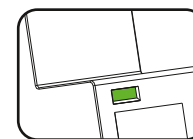
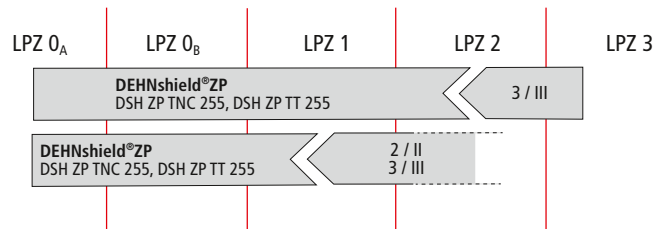
TT



TN-S



DEHNshield®ZP DSH ZP TNC 255, DSH ZP TT 255				
F1	$F1 > 160$ A gG	↓		
F2	$F2 \leq 160$ A gG	↓		
F2	$F1 \leq 160$ A gG	↓		
F2	$F2$	↓		
F1 A gG	S_2 /mm ²	S_3 /mm ²	S_4 /mm ²	F2 AgG
25	10	16	16	---
35	10	16	16	---
40	10	16	16	---
50	10	16	16	---
63	10	16	16	---
80	10	16	16	---
100	16	16	16	---
125	16	16	16	---
160	25	25	25	---
>160	25	25	25	160



www.dehn.de
www.dehn-international.com

