



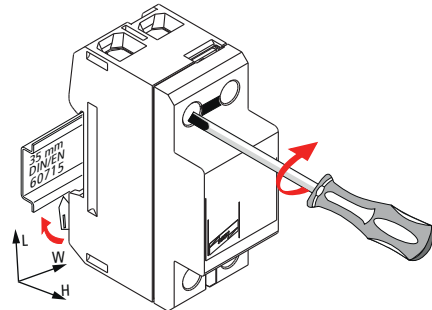
DEHNbloc DB 1 255 H

- DE Einbauanleitung
- GB Installation instructions
- IT Istruzioni di montaggio
- FR Instructions de montage
- NL Montagehandleiding
- ES Instrucciones de montaje
- PT Instruções de montagem
- DK Monteringsvejledning
- SE Monteringsanvisning
- FI Asennusohje
- GR Οδηγίες συναρμολόγησης
- PL Instrukcja montażu
- CZ Montážní návod
- TR Kurulum Talimatları
- RU Инструкция по монтажу
- CN 安装说明
- HU Szerelési útmutató
- JP 設置説明書



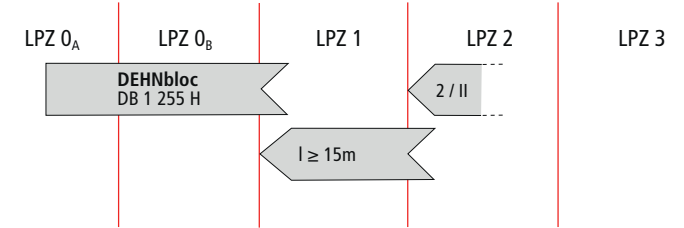
I IEC 61643-11...
1 EN 61643-11...

Pozidriv®Z2 7 Nm

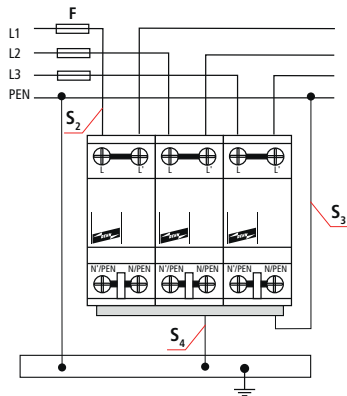


U_N	230 V (50/60 Hz) Tol.: 0V ... U_c
U_c	255 V (50/60 Hz)
I_{fi}	50 kA _{rms}
I_{SCCR}	50 kA _{rms}
I_{imp} 10/350 μ s	50 kA
max. 1)	125 A gG
max. 2)	500 A gG
ϑ°	-40°C ... +80°C (... +60°C 1))
Φ	5% ... 95%
I_{pE}	<< 10 μ A
IP 3)	20
L x W x H	90 mm x 36 mm x 65 mm

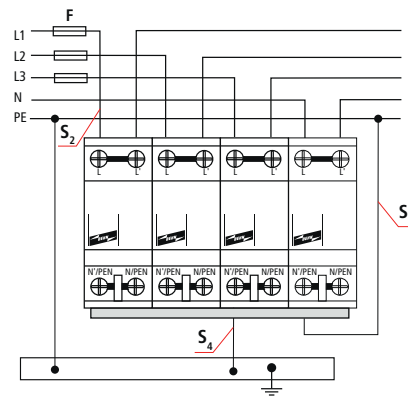
	16.5 mm	16.5 mm	16.5 mm
max. \square L, N/PEN	35 mm ²	50 mm ²	
max. \square L', N'/PEN	25 mm ²	35 mm ²	
min. \square L', N'/PEN	10 mm ²		
\square	16 mm ² Cu ≥ 15.5 mm		



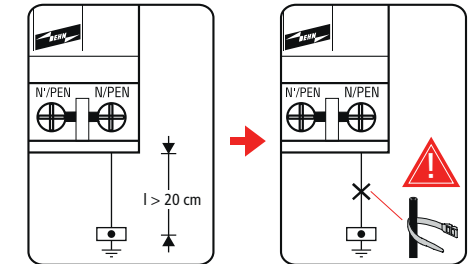
1) TN-C



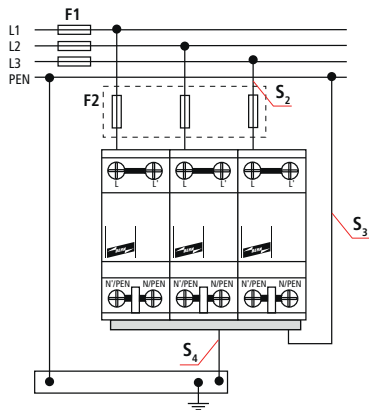
1) TN-S



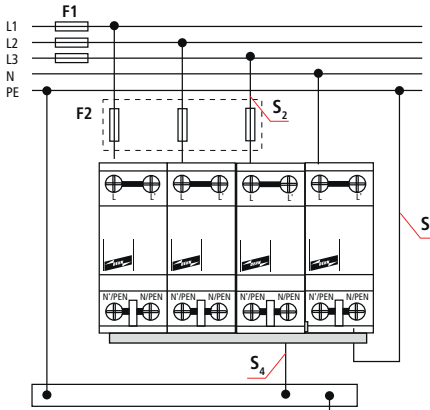
DEHNbloc DB 1 255 H		F / A gG	S ₂ / mm ²	S ₃ / mm ²	S ₄ / mm ²
	F ≤ 125 A gG	25	10	16	16
	F > 125 A gG	35	10	16	16
	40	10	16	16	
	50	10	16	16	
	63	10	16	16	
	80	16	16	16	
	100	25	16	16	
	125	35	16	16	



2) TN-C



2) TN-S



DEHNbloc DB 1 255 H			
	$I_k \leq 50$ kA _{rms} $T_a \leq 0.2$ s	$I_k \leq 50$ kA _{rms} $T_a \leq 5$ s	$I_k > 50$ kA _{rms}
	F1 ≤ 500 A	F1 ≤ 315 A	F1 ≤ 200 A
	F1 > 500 A	F1 > 315 A	F1 > 200 A
	F2 ≤ 500 A	F2 ≤ 315 A	F2 ≤ 200 A

F1 / F2	S ₂ / mm ²	S ₃ / mm ²	S ₄ / mm ²	T _a / s
... 80 A	10	16	16	5
100 ... 125 A	16	16	16	
160 A	25	25	25	
200 ... 250 A	35	35	25	
315 A	50	50	25	
> 315 ... 500 A	50	50	25	0.2

